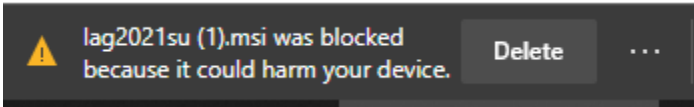
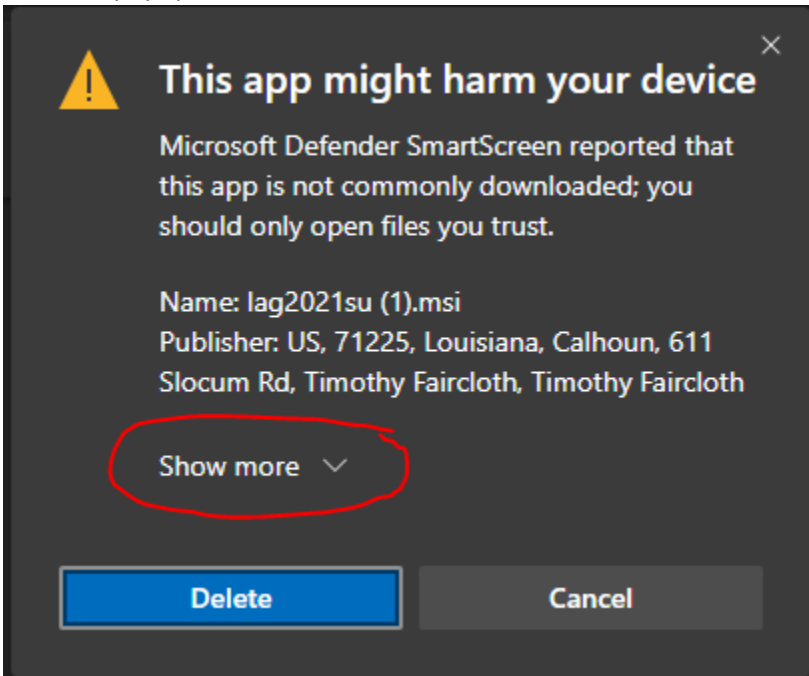


I apologize for the inconvenience but since this is a new version of the application windows has not built a trust for it in the anti-virus ecosphere. As more users download it these messages will start to go away when Microsoft starts getting feedback from the downloads.

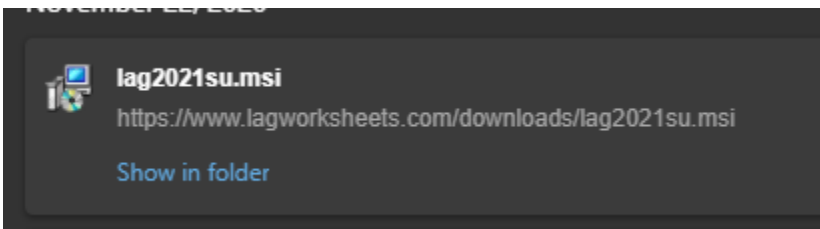
1. In the browser, preferably Microsoft Edge, click the download link.
2. Click the link "Download LAG2021"
3. You will get this warning at the bottom



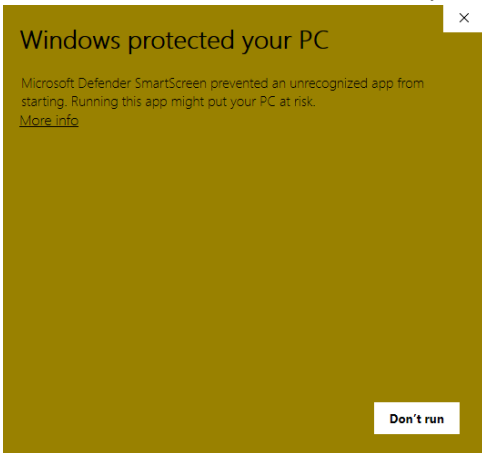
4. Click on the ellipse, ... , on the right side
5. A box will popup and choose Keep
6. The next popup will look like this



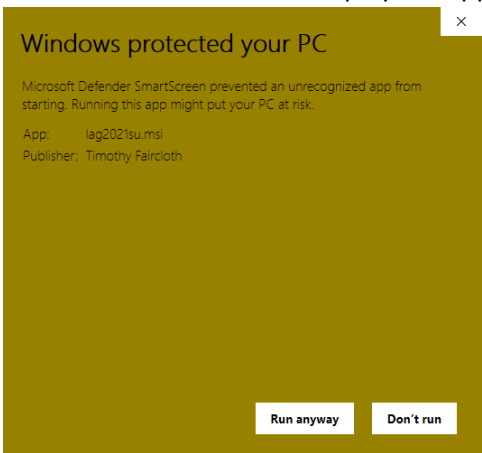
7. Choose "Show more" and choose Keep
8. This will finish the download



9. Once downloaded click the file and you will get a windows defender error



10. Click more info and it will display the app name and publisher



11. Click "Run anyway" to get the install to start running then just choose Next, Next, Next, Close

Note: If you have another anti-virus besides Windows defender it may also get a download warning.