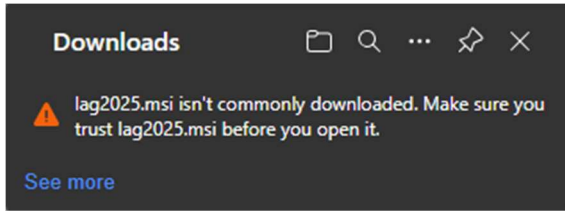
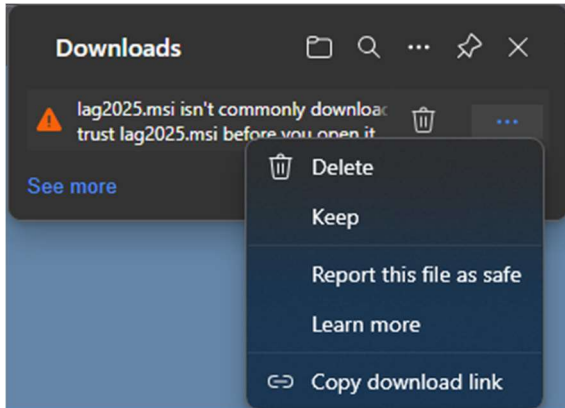


I apologize for the inconvenience but since this is a new version of the application windows has not built a trust for it in the anti-virus ecosphere. As more users download it these messages will start to go away when Microsoft starts getting feedback from the downloads.

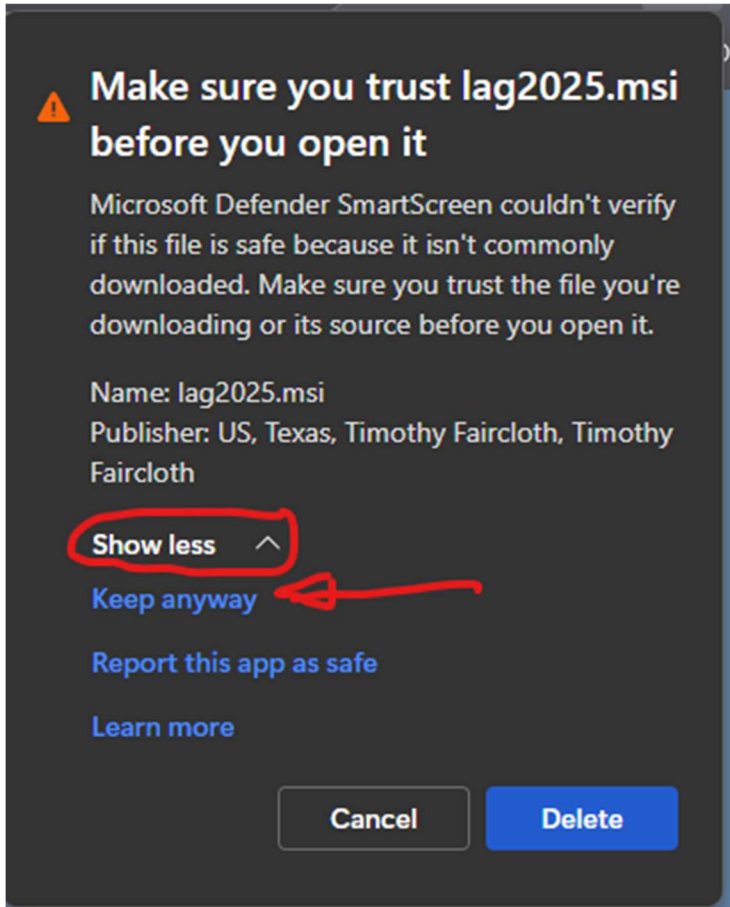
1. In the browser, preferably Microsoft Edge, navigate to <https://www.lagworksheets.com>
2. Click the link "Download LAG2025"
3. You will get this warning in the download status



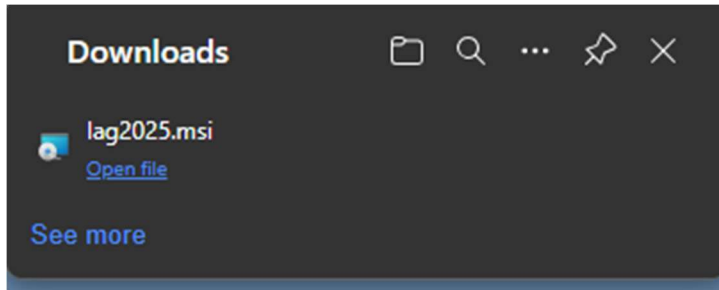
4. Click on the ellipse, ... , on the right side
5. A box will popup and choose Keep



6. The next popup will look like this



7. Choose "Show more" and choose Keep
8. This will finish the download



9. Once downloaded click the file and you may get a windows defender error
10. Click more info and it will display the app name and publisher (if not cancel installation)
11. Click "Run anyway" to get the install to start running then just choose Next, Next, Next, Close

Note: If you have another anti-virus besides Windows defender it may also get a download warning.